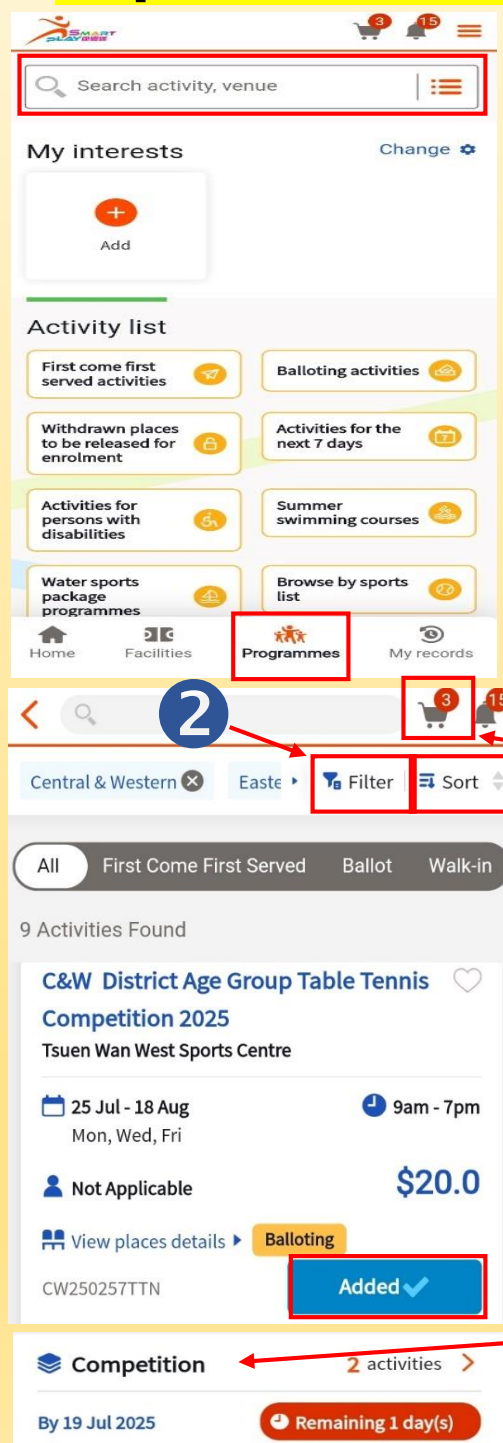



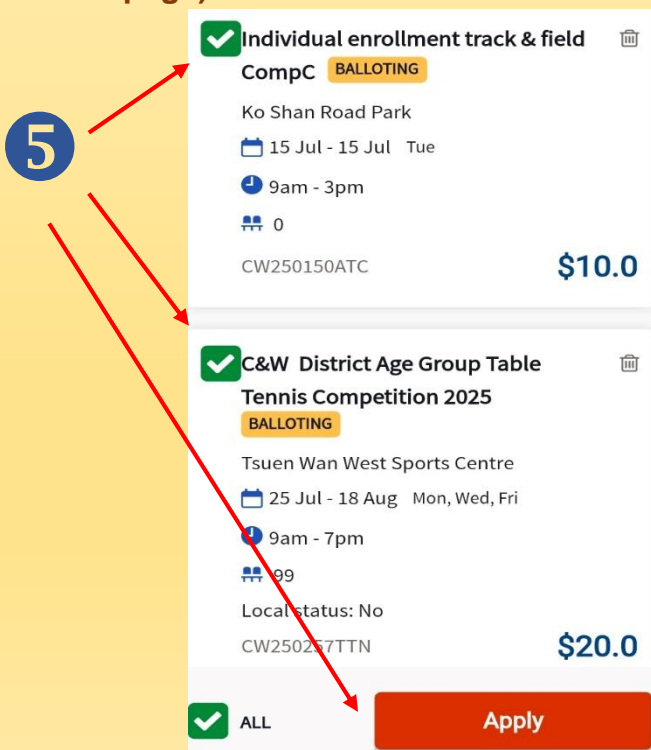
Enrolling in Sport Competition by Balloting

Each SmartPLAY user may submit one balloting e-application per month for sports competitions that are open for balloting. Users can select up to ten competitions in each e-application and be allocated a maximum of three competitions. They can submit balloting e-applications via the mobile app, the Internet or the Smart Self-service Stations by following the steps below:

Steps for submitting applications (via the mobile app)



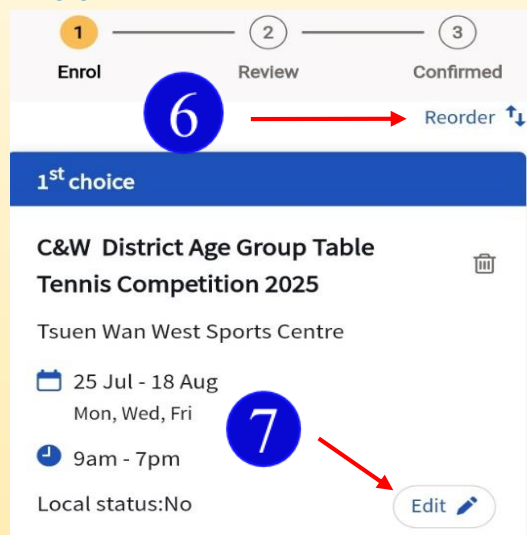
- ① Log in to SmartPLAY and go to the “Programmes” page. Search competitions by entering information or tap “Balloting activities”
- ② Tap “Filter” or “Sort” to select the desired competitions. Within the application submission period, an “Add to cart” button is available for competitions that are up for balloting. Tap the button to select the desired competitions and “Added” will be displayed. A maximum of 20 competitions can be stored in the shopping cart
- ③ Tap the shopping cart icon  (the number in the red circle indicates the number of selected competitions)
- ④ Tap the “Shopping cart” page
- ⑤ Select up to ten competitions and tap “Apply” (see next page)

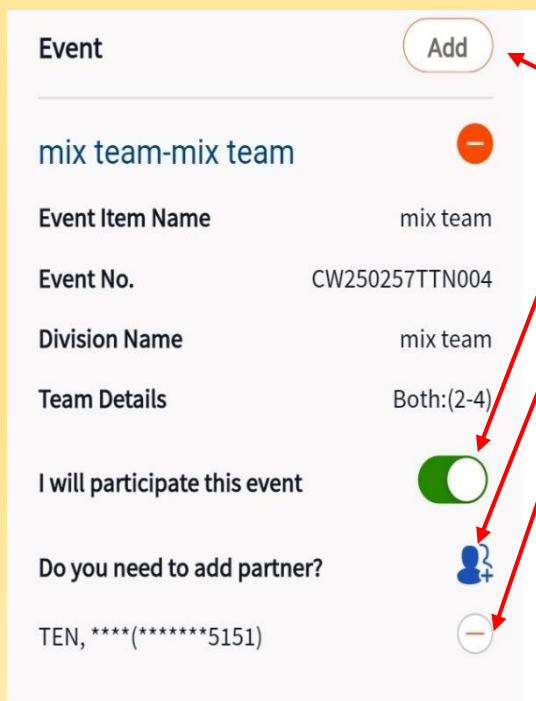




Tips :



- Upon submission of balloting applications, users can modify their applications within the submission period in "My Records " > "My Application" .





- Tap "Reorder", then press and hold the selected competition to drag it to a new order of preference. Users can also tap "Swap order" to swap the order of competitions. When finished, tap "Update"

- Tap "Edit"

- Tap "Add" to select the competition event(s); If applicant would like to participate in this competition, tap the round button to turn it green; To add partners/team members, tap  and select members from the "Friends List", or tap  to remove a member. If the number of team members does not meet the minimum member requirement (see Team Details), the "continue" button will be disabled. [Invitees can withdraw from the application by declining the invitation in "My Records" > "My Application"]

- Select "Event Preference" and enter the "Supplementary Content" of the competition (if any)

- Submit the declaration of competition, review application details, and confirm submission

